Ph. : (F) 22748046 (R) 25730043
(M) 98790 91953
E-mail : ambicaboiler@vsnl.net

ambica
Boiler & Fabricator

11D, Shyam Ujjawal Estate, Gate no.3, Opp. SBI Bank, Ph.1, GIDC, Vatva, Ahmedabad-382445, Gujarat, India,
Telephone: 9879091953, 8460404010
Web: www.abfindia.co.in
Email: ambicaboiler@gmail.com, sales@abfindia.co.in

DRUM FLAKER

EQUIPMENT DESCRIPTION:

DRUM FLAKER is used to convert molten products into solid in continuous operation. Molten solid from tray / Feed Roller adheres outside rotating and internally cooled drum. The product solidifies and after completion of rotation of drum scrapped off the drum surface to form flakes.

ROTATING DRUM: Molten material is continuously feed in the flaker tray. Material level is adjusted as it just touches drum surface. Rotating drum dips directly into molted mass from tray.

Ph. : (F) 22748046 (R) 25730043
(M) 98790 91953
E-mail : ambicaboiler@vsnl.net

ambica
Boiler & Fabricator

11D, Shyam Ujjawal Estate, Gate no.3, Opp. SBI Bank, Ph.1, GIDC, Vatva, Ahmedabad-382445, Gujarat, India,
Telephone: 9879091953, 8460404010
Web: www.abfindia.co.in
Email: ambicaboiler@gmail.com, sales@abfindia.co.in

Flaker drum is cooled by water / chilled water circulated by spraying inside drum. To avoid leakage of water PTFE rope or Mechanical Seal is provided for rotary joint.

Tray is jacketed for heating to maintain temperature of molten mass to avoid solidification in tray.

Rotating drums are available in choice of material according to chemical properties or choice of end user.

Material available are IS 2062, SA 516 GR. 60/70, SS 304, SS 316, SS 316 L (Optionally chrome plated)

DRIVE: Drum is rotated using variable frequency drive with electric motor.
SCRAPPER : Scrapper Knife scraps off solidified material from drum. Material of construction of Scrapper knife varies as per requirement. They are designed to ensure uniform pressure against drum over a full length without vibration. The knife pressure is controlled by adjustment screw manually or pneumatically.

HOOD: To prevent toxic, offensive smell, vapors and dust, flaker is equipped with totally enclosed hood with exhaust nozzles.

MATERIAL REMOVAL: Material flaked is collected in chute, can be directly filled in drums or bags or collected through screw conveyor. The required flake size is achieved by controlling drum speed, feed level & cooling temperature.

Ph. : (F) 22748046 (R) 25730043
(M) 98790 91953
E-mail : ambicaboiler@vsnl.net

ambica
Boiler & Fabricator

11D, Shyam Ujjawal Estate, Gate no.3, Opp. SBI Bank, Ph.1, GIDC, Vatva, Ahmedabad-382445, Gujarat, India,
Telephone: 9879091953, 8460404010
Web: www.abfindia.co.in
Email: ambicaboiler@gmail.com, sales@abfindia.co.in

DRUM DRYERS

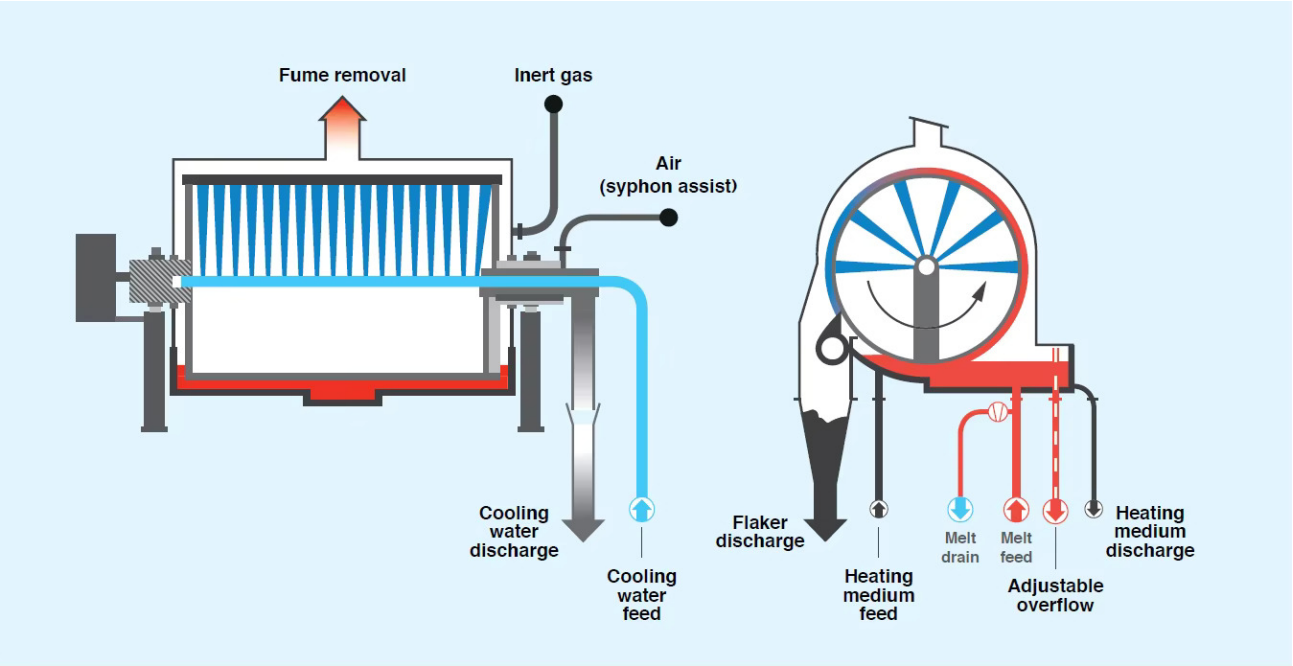

EQUIPMENT DESCRIPTION:

Drum dryer consist of rotary cylindrical drum with machined smooth surface. One end of drum shaft is connected to gear box, which is driven by Electric Motor. The drum rotates at slow speed with the help of variable speed drive. Other end of drum shaft has provision for suitable leak proof rotary heating joint.

A layer of product to be dried adheres to the outside of rotating and internally heated drum. The product gets solidified as water/solvent gets evaporated by heat. After the almost completion of drum rotation, the dried product gets scrapped off the drum surface in the form of flakes, granules or powder depending on nature of dried product. The scrapper assembly have manual / pneumatic adjustment of blade. The dry product is collected in chute and with the help of conveyor is sent for filling.

Ph. : (F) 22748046 (R) 25730043
(M) 98790 91953
E-mail : ambicaboiler@vsnl.net

ambica
Boiler & Fabricator

11D, Shyam Ujjawal Estate, Gate no.3, Opp. SBI Bank, Ph.1, GIDC, Vatva, Ahmedabad-382445, Gujarat, India,
Telephone: 9879091953, 8460404010
Web: www.abfindia.co.in
Email: ambicaboiler@gmail.com, sales@abfindia.co.in

FEEDING MECHANISM:

The feed mechanism varies as per properties and nature of feed slurry, normally following types of feed mechanism are provided:

Bottom deep feed roller.

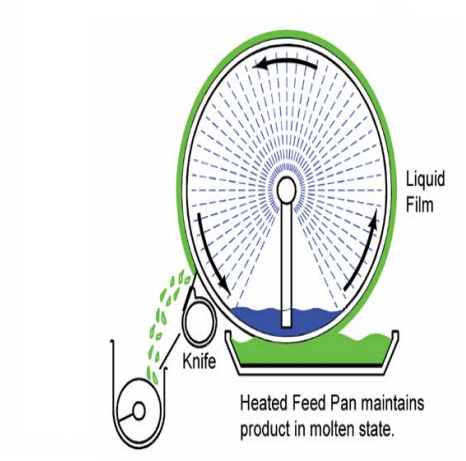

Overhead applicator Roller.

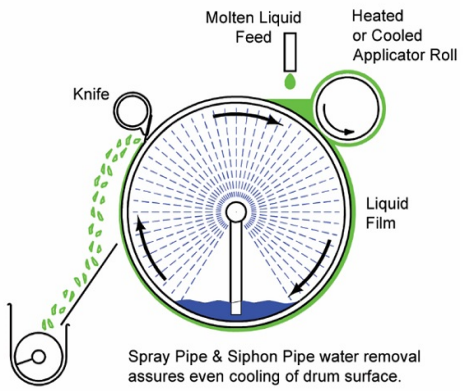

If required entire drum is completely enclosed with hood and proper exhaust system for vapour removal.

Material of construction varies as per process requirement. MOC available are as follows:

a) Rotary Drum :- MS , SS 304,SS 316, SS 316 L with Hard Chrome plated

b) Contact parts: - MS, SS 304, SS 316, SS 316 L

c) Support structure: - MS

The entire process is continuous operation and requires less manpower.

Ph. : (F) 22748046 (R) 25730043
(M) 98790 91953
E-mail : ambicaboiler@vsnl.net

ambica
Boiler & Fabricator

11D, Shyam Ujjawal Estate, Gate no.3, Opp. SBI Bank, Ph.1, GIDC, Vatva, Ahmedabad-382445, Gujarat, India,
Telephone: 9879091953, 8460404010
Web: www.abfindia.co.in
Email: ambicaboiler@gmail.com, sales@abfindia.co.in

Capacity Table of Drum Flaker

Model	Drum Specifications (mm)	AREA	Motor Power (kw)	Hot Shaft Speed (r/min)	Reference Dimensions (mm)		
		M^2			L	W	H
DF400	400×400	0.5	3	2-10	1800	800	1000
DF600 I	600×600	0.6	3-4	2-10	2100	1100	1500
DF600 II	600×800	1.5	3-4	2-10	2300	1100	1500
DF800 I	800×800	2	4-5.5	2-10	2600	1300	1700
DF800 II	800×1000	2.5	4-5.5	2-10	2800	1300	1700
DF1000 I	1000×1000	3	4-5.5	2-10	2800	1500	1900
DF1200 I	1200×1200	4.5	5.5-7.5	2-10	3100	1700	2000
DF1200 II	1200×1500	5.5	5.5-7.5	2-10	3400	1700	2000
DF1500 I	1500×1500	7	5.5-7.5	2-10	4200	2100	2400
DF1600 I	1600×1800	9	7.5-11	2-10	4700	2200	2600
DF1800 I	1800×1800	10	11-15	2-10	4700	2400	2700
DF1800 II	1800×2000	11	11-15	2-10	5000	2400	2700
DF2000 I	2000×2000	12.5	11-15	2-10	5000	2600	2800
DF2000 II	2000×2500	15	15-18.5	2-10	5500	2600	2800
DF2000 III	2000×3000	18.5	15-18.5	2-10	6000	2600	2800
DF2500 I	2500×3000	23.5	18.5-22	2-10	6000	2800	2900
DF2500 II	2500×3500	27	18.5-22	2-10	6800	2800	2900